



DESCRIPTION:

- Architectural circular wall or ceiling mounted luminaire with deep recessed light source for ultimate glare control and visual comfort. Microprism optic with uniform, homogeneous illumination across its full depth.
- Ideal for commercial, office, retail, hospitality and leisure applications,
- Suspended and surface mount options available. CRI 90, UGR < 19, efficacy of up to 95lm/w and an output of up to 1900lm. CRI80 option.
- Complete family of products; surface or pendant and 350mm to 900mm diameter with direct only and direct/indirect light distribution.




Family of Products



Direct only or Direct/ Indirect



Surface Mount or Pendant Options



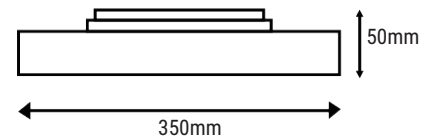
350mm, 450mm, 600mm, 900mm



TECHNICAL:

Mains Voltage (V):	220
Power (W):	Up to 20
Ingress Protection (IP):	40
Optional (IP):	-
MacAdam Ellipse:	3 SCDM
CRI:	>90
UGR:	<19

Efficiency (lm/W):	Up to 95
Operating Temp (oC):	-25 to +35
Operating Hours:	50,000
Body:	Aluminium
Optic Diffuser:	Microprismatic
Finish:	Black
Warranty:	5 Years
Installation:	Surface Mounted, Pendant



SPECIFICATION:



UGR < 19


Uplight Module Option



10W
850lm
CRI80
2700K, 3000K, 4000K



Inner Colour
To match outer Gold



Black
White
Outer Colour



Please contact us for other specific product options, variants and finishes: hello@chiaralighting.com

HOW TO ORDER: Fill out the Code Builder on the next page



Please note: specification values may change due to rapid development of lighting technology. All performance data is taken at an ambient temperature of +25°C. Data may be rounded up/down for illustrative purposes. Tolerance range of optical and electrical data is +/-10%. We reserve the right to amend or change details without prior notification.

Chiara Lighting Ltd | Unit 18, Calderdale Business Park, Club Lane, Halifax, HX2 8DB United Kingdom
T: +44 (0)330 0571 888 | E: hello@chiaralighting.com | W: www.chiaralighting.com





MODEL	CRI	CCT	WATTAGE	BEAM	BEZEL FINISH	BAFFLE FINISH	CONTROL	ACCESSORIES
Sugar350 Ceiling Mounted (Game350C)	>90 (9) >80 (8)	2700K (27) 3000K (30) 4000K (40)	14W (14) 20W (20)	90° (90)	White (W) Black (B)	White (W) Black (B) Gold (G)	Switched (S) Phase Dim (PD) DALI (DA) Casambi (C)	Uplight (UL) No Accessory (X)
Sugar350 Wire Pendant (Game350WP)								

Example code:

Sugar350C . 9 _ 27 _ 14 _ 90 _ W _ W _ S _ UL

Sugar350C.9.27.14.90.W.W.S.UL

LUMEN OUTPUT - CRI90

14W:	20W:
2700K = 1100lm	2700K = 1700lm
3000K = 1200lm	3000K = 1800lm
4000K = 1300lm	4000K = 1900lm